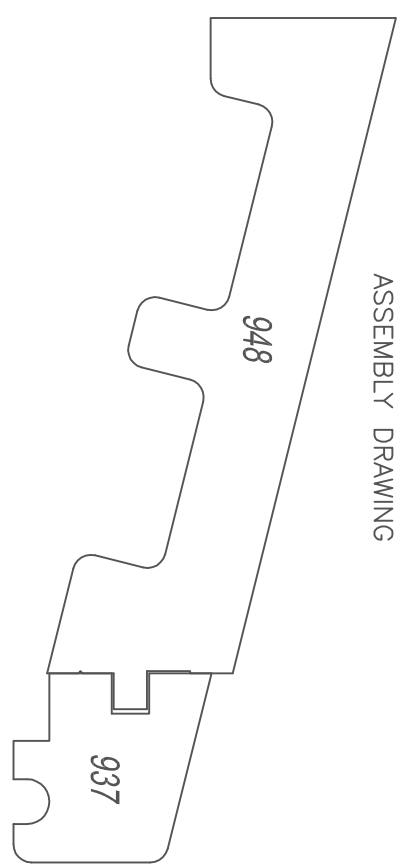
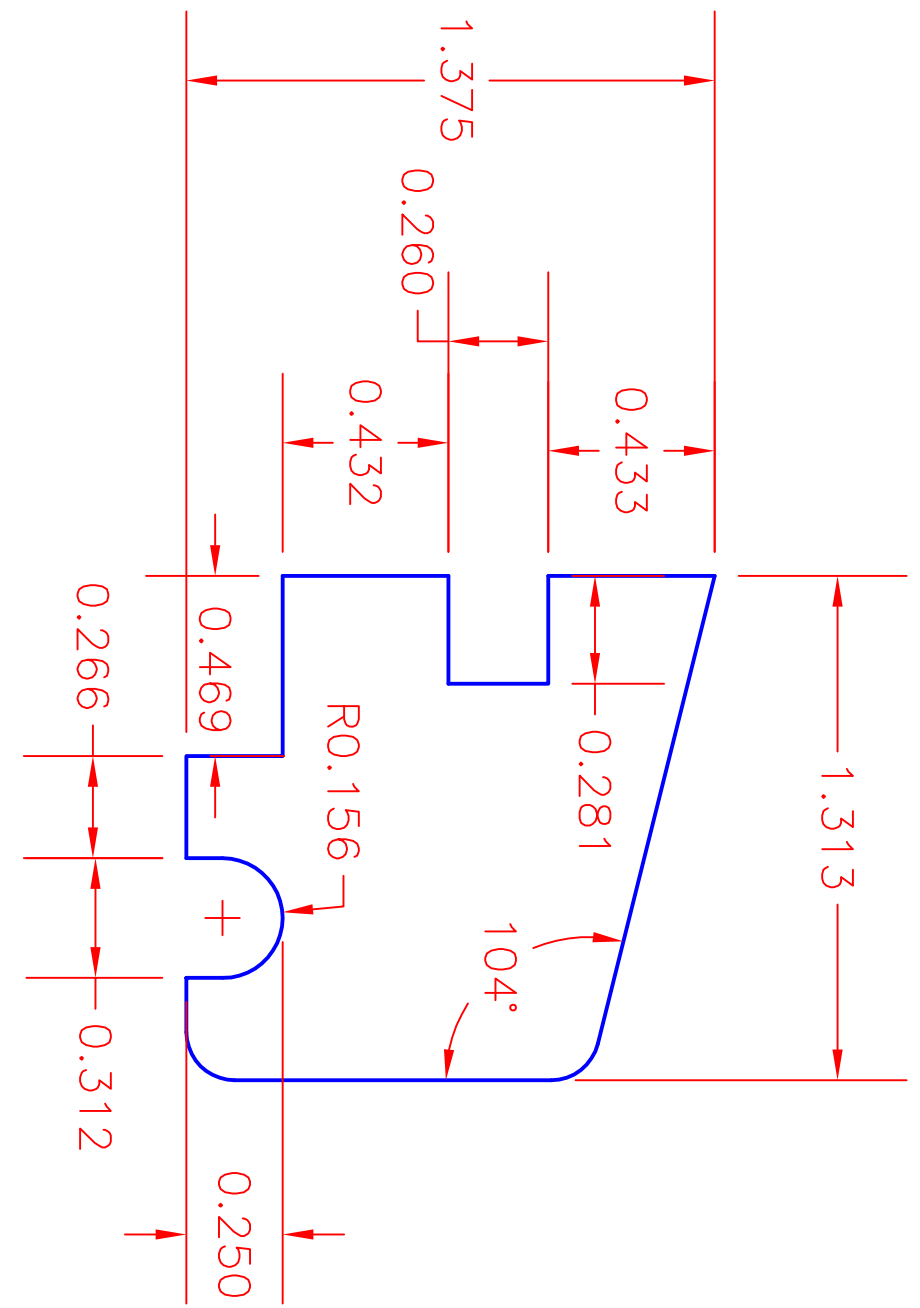


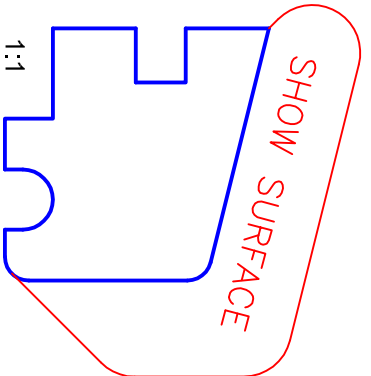
ASSEMBLY DRAWING



REVISIONS			
REV	DESCRIPTION	DATE	APPROVED



AREA CALCS = 1.327 IN²



SIGNATURES		TOLERANCES		GOSSEN SILL NOSE	
DRAWN	DATE		BOW TOLERANCE: +/- .375" OVER A DISTANCE OF 6"	ALL TOLERANCES MEASURED IN INCHES	
CUSTOMER APPROVAL			SKI TOLERANCE: +/- .500" OVER A DISTANCE OF 6"	ALL TOLERANCES: +/- .030 UNLESS OTHERWISE SPECIFIED	
FINAL APPROVAL			CUP TOLERANCE: +/- .030"		
		2030 W Bender Rd. Milwaukee, WI 53209 (414) 228-9800		THIS DOCUMENT AND DESIGN ARE THE PROPERTY OF GOSSEN CORP. UNAUTHORIZED USE, REPRODUCTION OR DISCLOSURE IS PROHIBITED WITHOUT PRIOR WRITTEN CONSENT.	
SIZE	SCALE	DRAWING	DRAWN BY	REV	
B	2:1	P-0937	V. RODRIGUEZ	A	
QUOTE	DATE				
	03-31-2003				