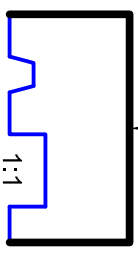
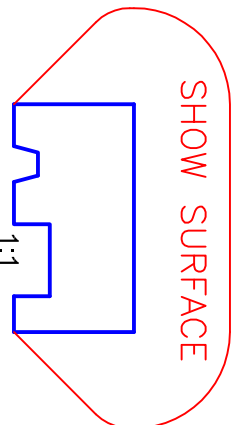
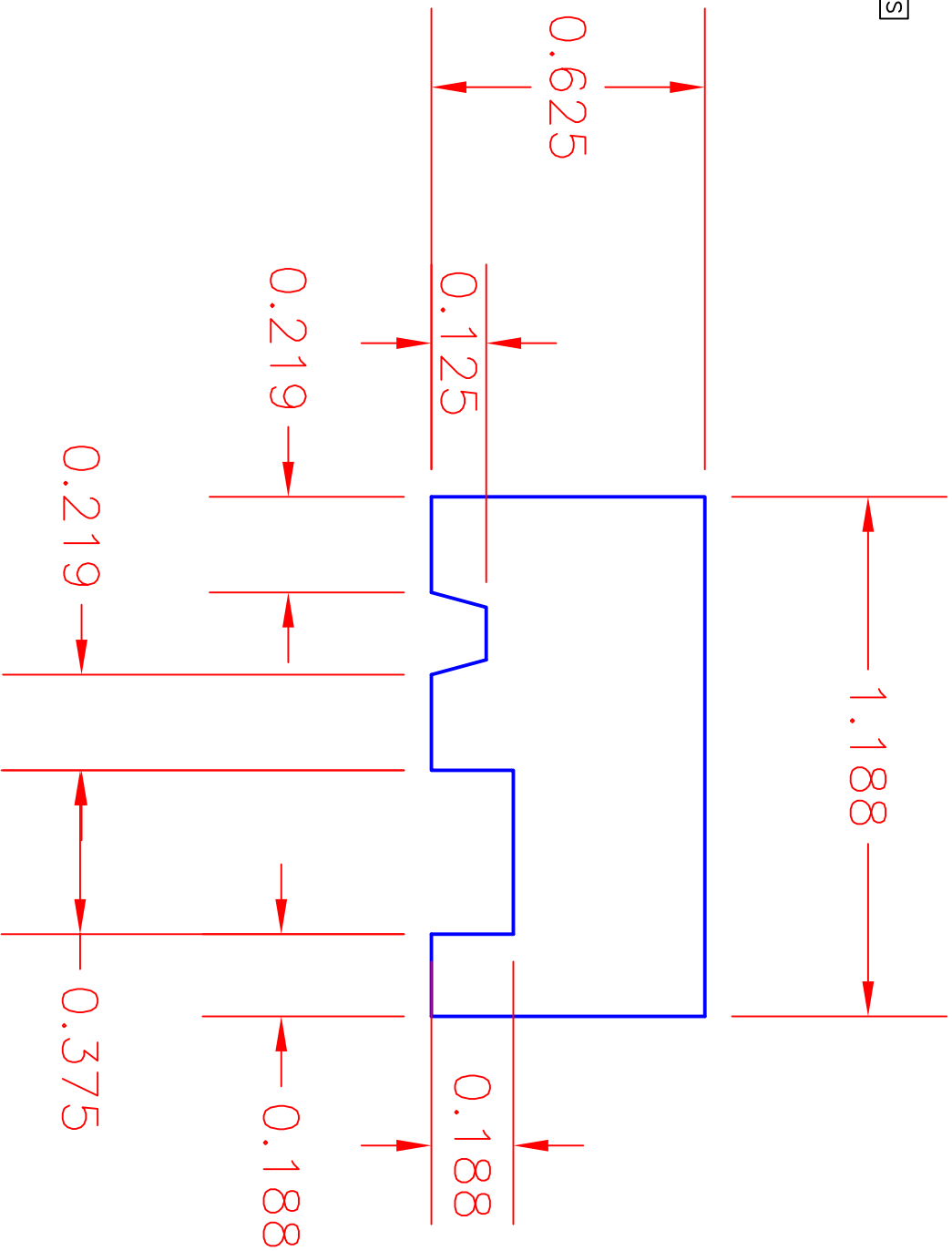


REVISIONS			
REV	DESCRIPTION	DATE	APPROVED



SEE SHOP ORDER FOR CAP INSTRUCTIONS



AREA CALCS = 0.653 IN<sup>2</sup>

SIGNATURES		TOLERANCES		GOSSEN MOLDINGS <sup>SM</sup> INNOVATIVE • SUPERIOR • GUARANTEED		BLIND STOP				
DRAWN	DATE		BOW TOLERANCE: +/- .375" OVER A DISTANCE OF 6"	ALL TOLERANCES MEASURED IN INCHES	 2030 W Bender Rd. Milwaukee, WI 53209 (414) 228-9800	SIZE	SCALE	DRAWING	DRAWN BY	REV
CUSTOMER APPROVAL			SKI TOLERANCE: +/- .500" OVER A DISTANCE OF 6"	ALL TOLERANCES: +/- .030 UNLESS OTHERWISE SPECIFIED		QUOTE	DATE			
FINAL APPROVAL			CUP TOLERANCE: +/- .030"			03-17-1997				

THIS DOCUMENT AND DESIGN ARE THE PROPERTY OF GOSSEN CORP. UNAUTHORIZED USE, REPRODUCTION OR DISCLOSURE IS PROHIBITED WITHOUT PRIOR WRITTEN CONSENT