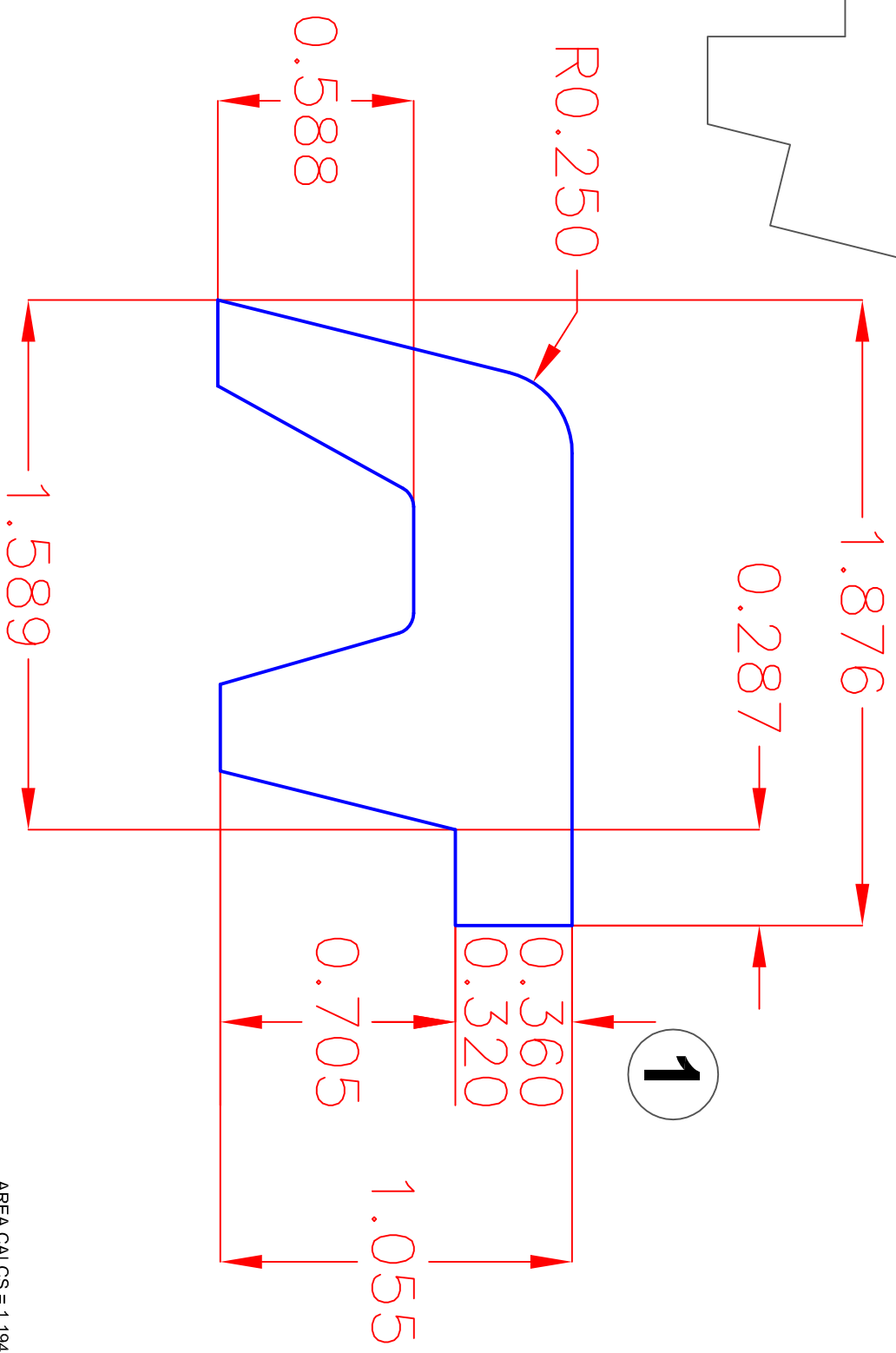
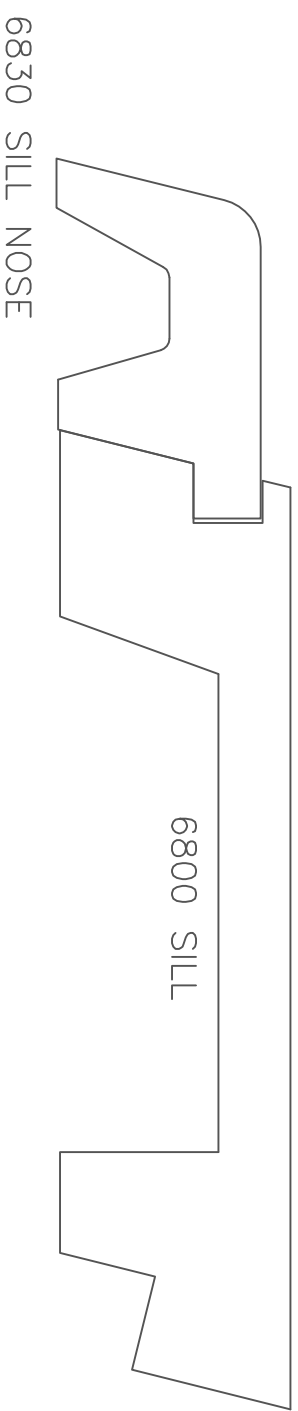
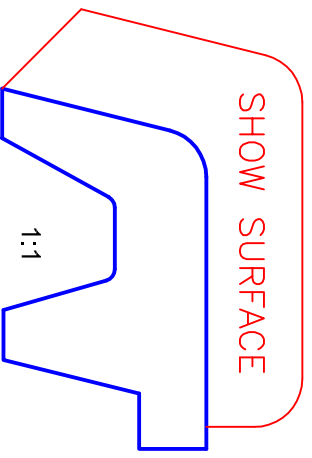


ASSEMBLY DRAWING



AREA CALCS = 1.194 IN²



REVISIONS			
REV	DESCRIPTION	DATE	APPROVED

SIGNATURES		TOLERANCES		SILL NOSE	
DRAWN	DATE		BOW TOLERANCE: +/- .375" OVER A DISTANCE OF 6"	ALL TOLERANCES MEASURED IN INCHES	
CUSTOMER APPROVAL			SKI TOLERANCE: +/- .500" OVER A DISTANCE OF 6"	ALL TOLERANCES: +/- .030 UNLESS OTHERWISE SPECIFIED	
FINAL APPROVAL			CUP TOLERANCE: +/- .030"		
2030 W Bender Rd. Milwaukee, WI 53209 (414) 228-9800		SIZE B SCALE 2:1 DRAWING P-0009 DRAWN BY V. RODRIGUEZ		QUOTE DATE 01-02-1996	
THIS DOCUMENT AND DESIGN ARE THE PROPERTY OF GOSSEN CORP. UNAUTHORIZED USE, REPRODUCTION OR DISCLOSURE IS PROHIBITED WITHOUT PRIOR WRITTEN CONSENT					
REV A					