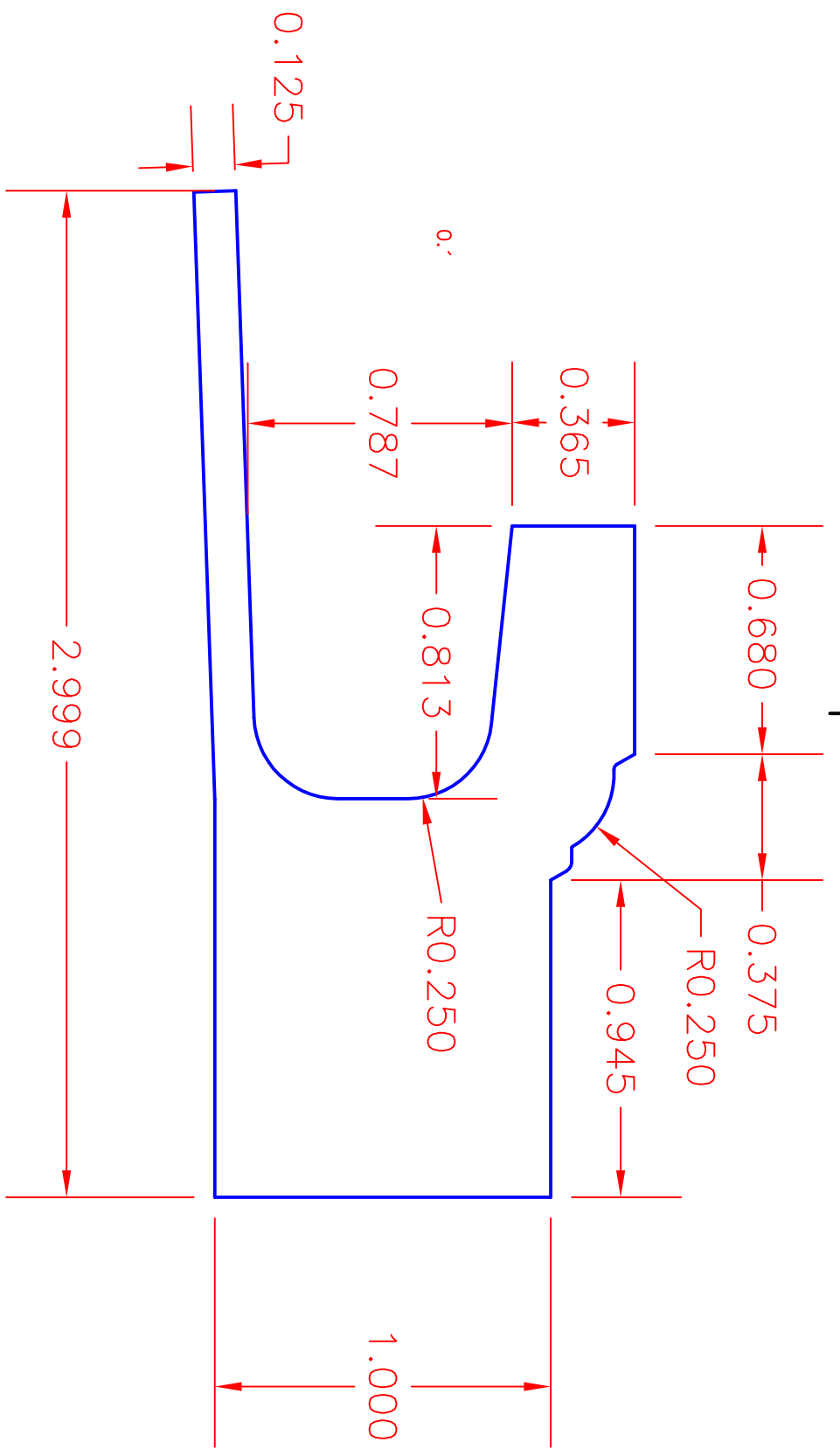
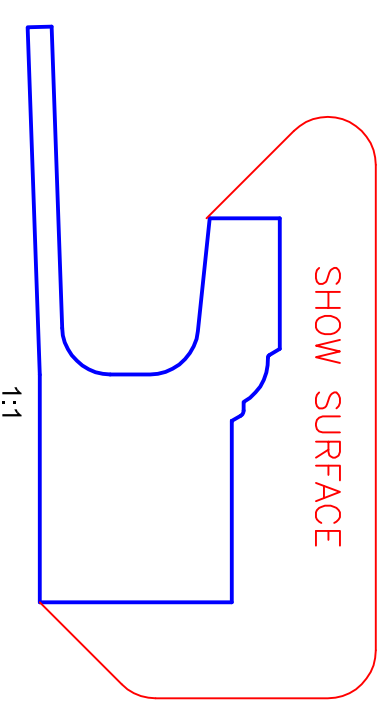
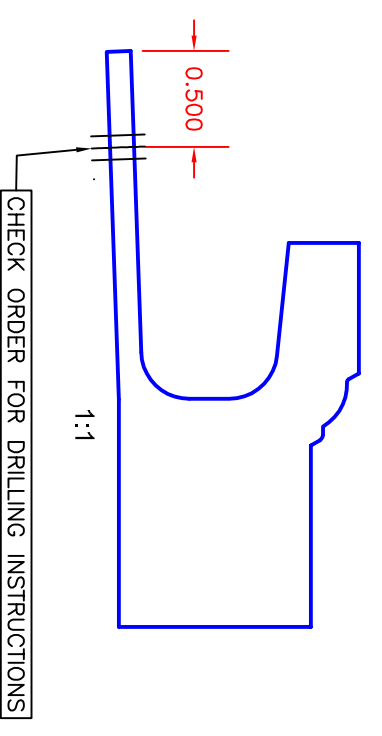


REVISIONS			
REV	DESCRIPTION	DATE	APPROVED



THIS IS A BENDABLE PROFILE

AREA CALCS = 1.772 IN²

SIGNATURES		TOLERANCES	
DRAWN	DATE		BOW TOLERANCE: +/- .375" OVER A DISTANCE OF 6"
CUSTOMER APPROVAL			SKI TOLERANCE: +/- .500" OVER A DISTANCE OF 6"
FINAL APPROVAL			CUP TOLERANCE: +/- .030"
			ALL TOLERANCES MEASURED IN INCHES
			ALL TOLERANCES: +/- .030 UNLESS OTHERWISE SPECIFIED
		2030 W Bender Rd. Milwaukee, WI 53209 (414) 228-9800	
		J-CHANNEL BRICKMOULD	
SIZE	SCALE	DRAWING	DRAWN BY
B	2:1	P-0657	V. RODRIGUEZ
QUOTE	DATE		
	11-20-2001		
THIS DOCUMENT AND DESIGN ARE THE PROPERTY OF GOSSEN CORP. UNAUTHORIZED USE, REPRODUCTION OR DISCLOSURE IS PROHIBITED WITHOUT PRIOR WRITTEN CONSENT			
			A