
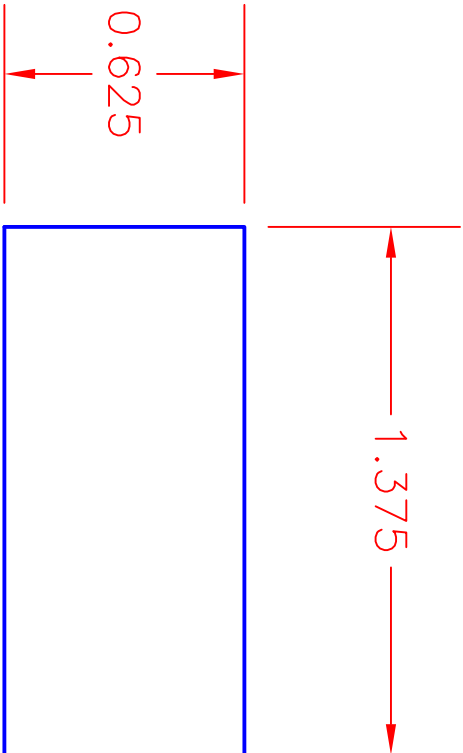



CHECK ORDER FOR CAP INSTRUCTIONS



TOLERANCES

	BOW TOLERANCE: $\pm 1.375^{\circ}$ OVER A DISTANCE OF 6"	ALL TOLERANCES MEASURED IN INCHES
	SQT TOLERANCE: $\pm 1.500^{\circ}$ OVER A DISTANCE OF 6."	ALL TOLERANCES: ± 1.030 UNLESS OTHERWISE SPECIFIED
	CUP TOLERANCE: $\pm 1.030^{\circ}$	

G O S S E N B U I L D I N G S
MANUFACTURING DIVISION

THIS DOCUMENT AND DESIGN ARE THE
 PROPERTY OF GOSSEN BUILDERS.
 UNAUTHORIZED USE, REPRODUCTION OR
 DISCLOSURE IS PROHIBITED WITHOUT
 PRIOR WRITTEN CONSENT

CAROLINA BUILDERS 6350

SIZE	PROFILE	DRAWING	DRAWN BY	REV
A	6350	P-0231	V. RODRIGUEZ	
TAB	MFG	DATE		
		08-08-1997		A