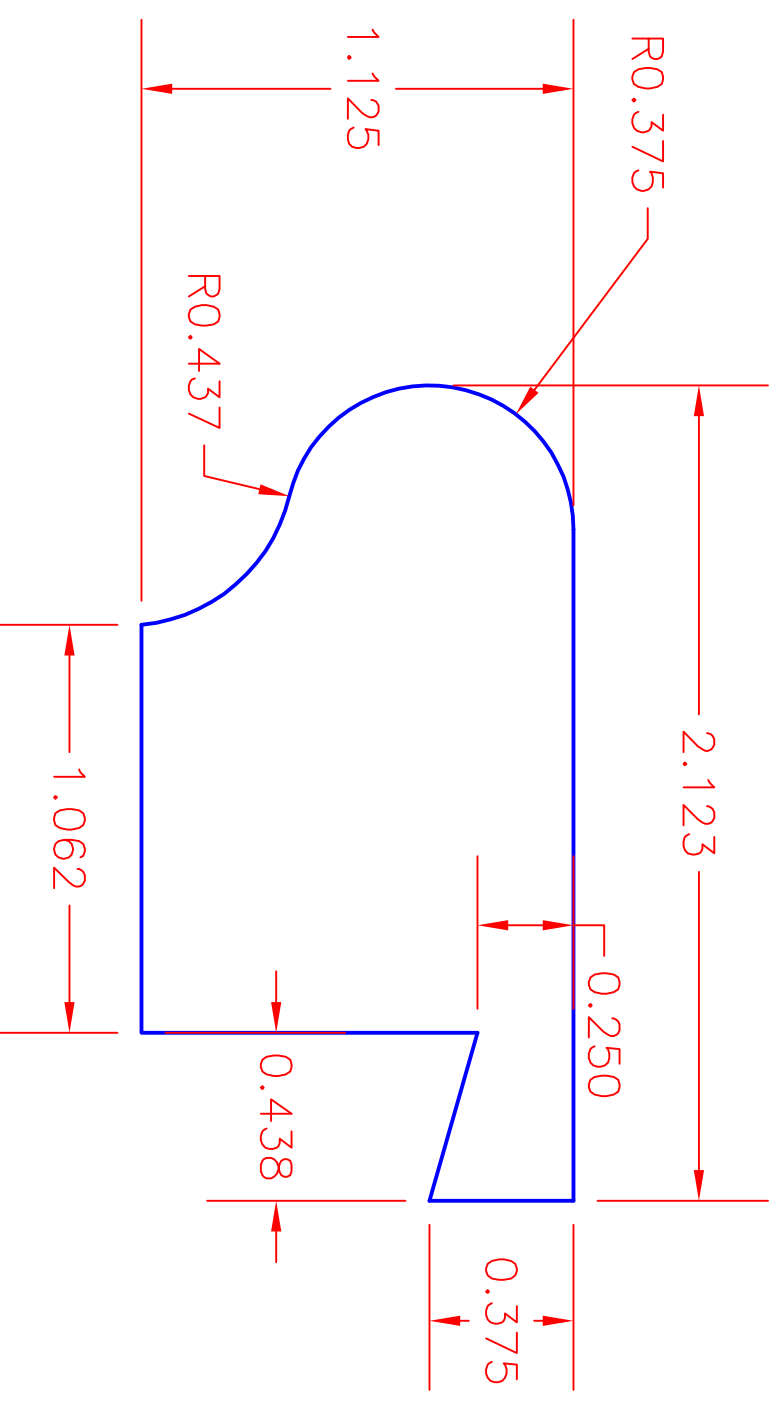
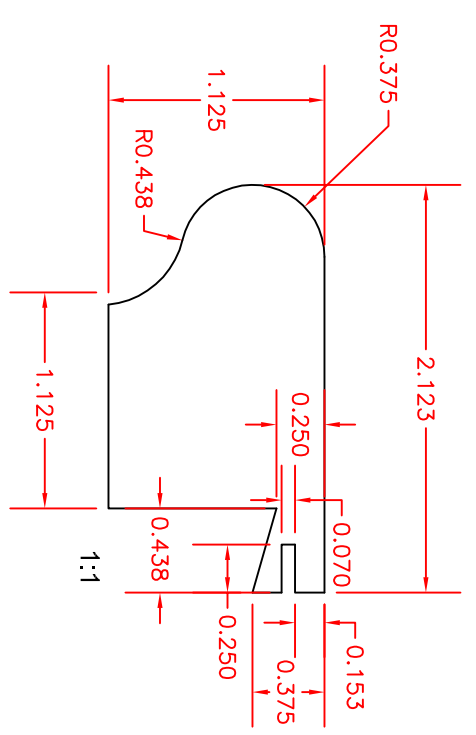



REVISIONS			
REV	DESCRIPTION	DATE	APPROVED

KERF IS DONE OFFLINE



AREA CALCS = 1.754 IN²



SIGNATURES

TOLERANCES

DRAWN	DATE	TOLERANCES	
		BOW TOLERANCE: +/- .375" OVER A DISTANCE OF 6"	ALL TOLERANCES MEASURED IN INCHES
CUSTOMER APPROVAL		SKI TOLERANCE: +/- .500" OVER A DISTANCE OF 6"	ALL TOLERANCES: +/- .030 UNLESS OTHERWISE SPECIFIED
FINAL APPROVAL		CUP TOLERANCE: +/- .030"	



2030 W Bender Rd.
Milwaukee, WI 53209
(414) 228-9800

PRO-STOOL				
SIZE	SCALE	DRAWING	DRAWN BY	REV
B	2:1	P-0519	J. PORTH JR.	
QUOTE	DATE			
	03-28-2001			

THIS DOCUMENT AND DESIGN ARE THE PROPERTY OF GOSSEN CORP. UNAUTHORIZED USE, REPRODUCTION OR DISCLOSURE IS PROHIBITED WITHOUT PRIOR WRITTEN CONSENT

A