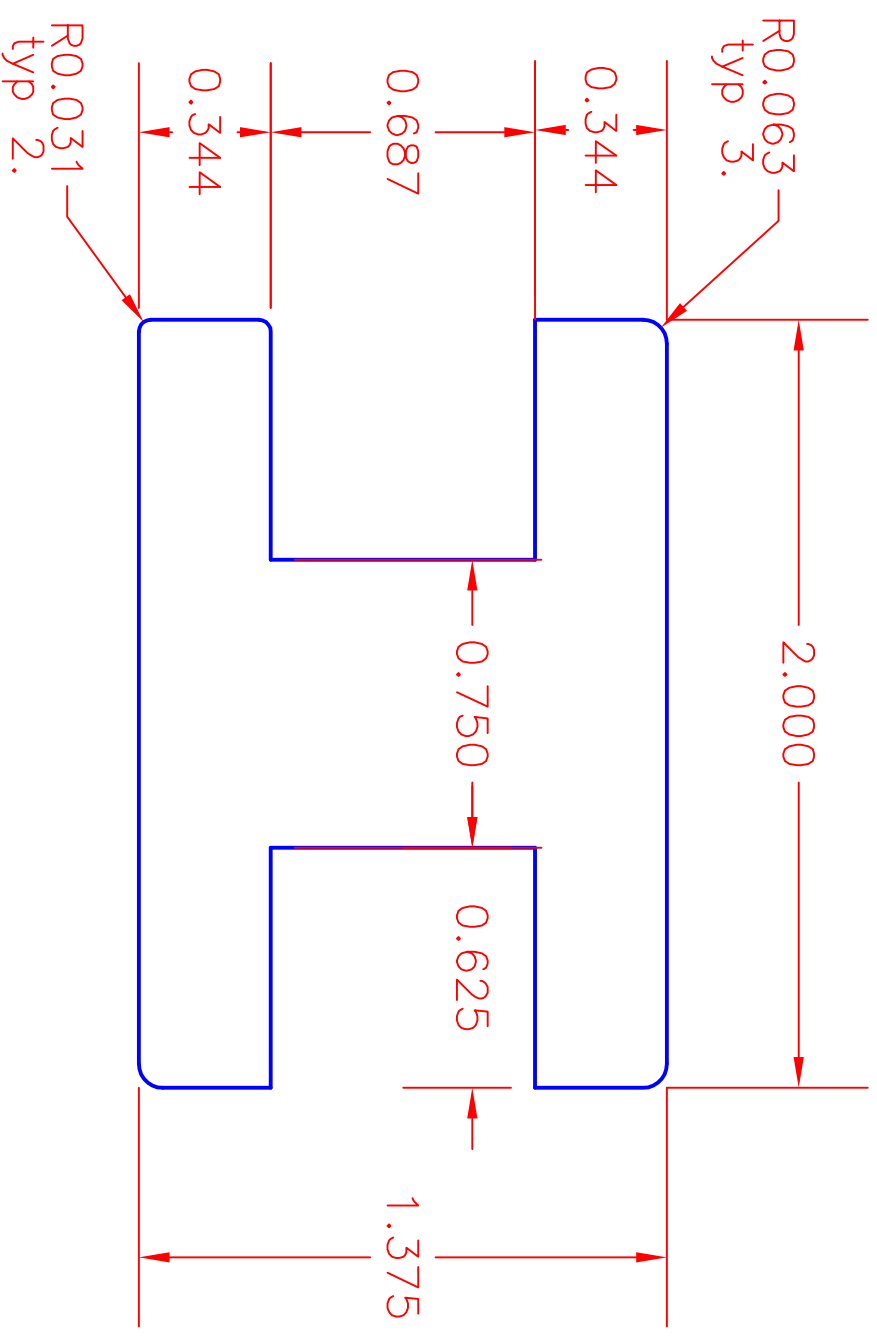
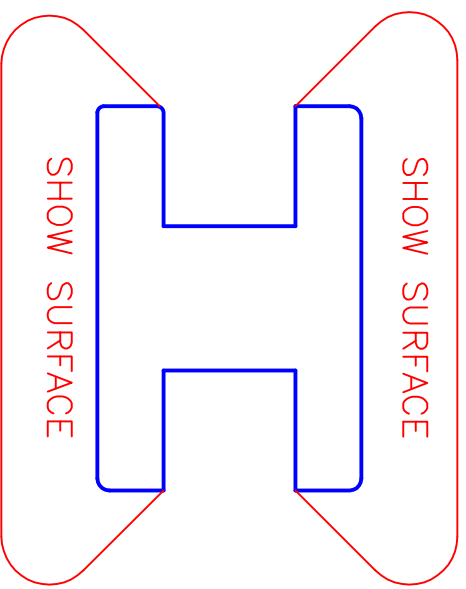
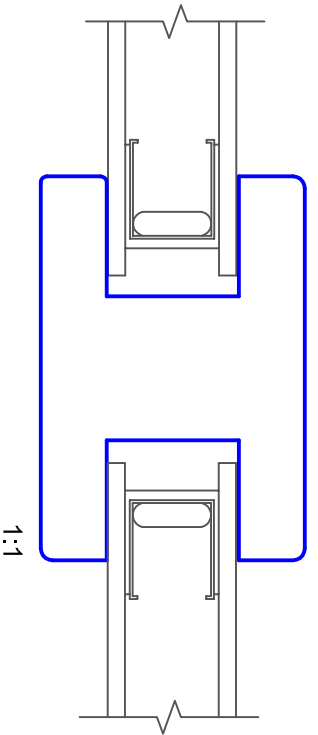


REVISIONS			
REV	DESCRIPTION	DATE	APPROVED



AREA CALCS = 0.000 IN²

SIGNATURES		TOLERANCES		GOSSEN MOLDINGS SM INNOVATIVE • SUPERIOR • GUARANTEED		KLUMB STYLE				
DRAWN	DATE		BOW TOLERANCE: +/- .375" OVER A DISTANCE OF 6"	ALL TOLERANCES MEASURED IN INCHES	2030 W Bender Rd. Milwaukee, WI 53209 (414) 228-9800	SIZE	SCALE	DRAWING	DRAWN BY	REV
CUSTOMER APPROVAL			SKI TOLERANCE: +/- .500" OVER A DISTANCE OF 6"	ALL TOLERANCES: +/- .030 UNLESS OTHERWISE SPECIFIED		B	2:1	P-0436	J. PORTH JR.	
FINAL APPROVAL			CUP TOLERANCE: +/- .030"			QUOTE	DATE			
						THIS DOCUMENT AND DESIGN ARE THE PROPERTY OF GOSSEN CORP. UNAUTHORIZED USE, REPRODUCTION OR DISCLOSURE IS PROHIBITED WITHOUT PRIOR WRITTEN CONSENT				
						A				