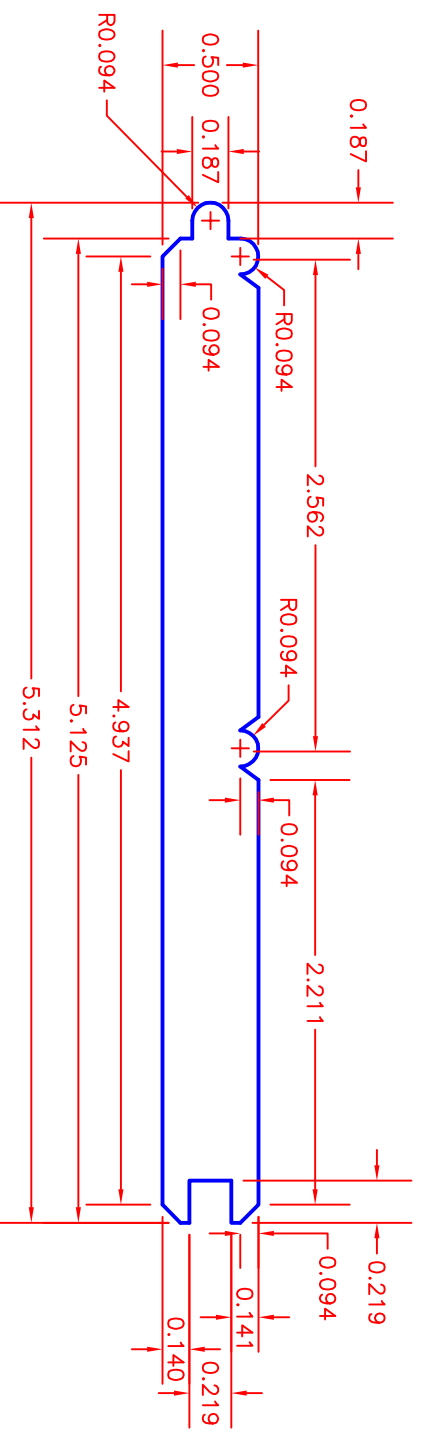
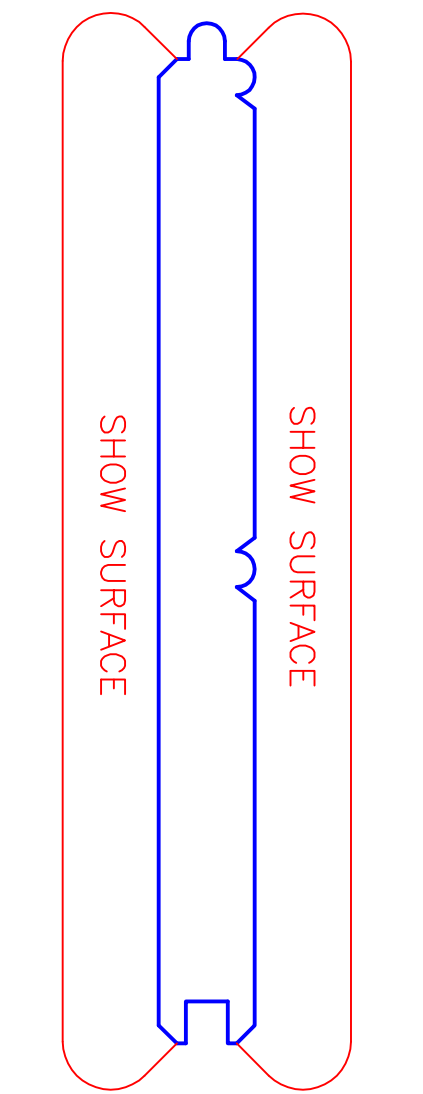
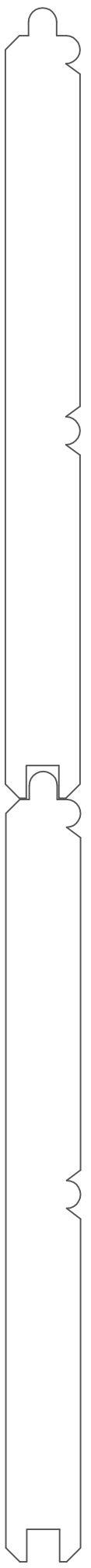


REVISIONS			
REV	DESCRIPTION	DATE	APPROVED



ASSEMBLY DRAWING



AREA CALCS = 2.515 IN<sup>2</sup>

SIGNATURES		TOLERANCES		GOSSEN MOLDINGS <sup>®</sup> INNOVATIVE • SUPERIOR • GUARANTEED		5-1/4" BEADED CEILING PANEL FLAT SIDE			
DRAWN	DATE		BOW TOLERANCE: +/- .375" OVER A DISTANCE OF 6"	ALL TOLERANCES MEASURED IN INCHES ALL TOLERANCES: +/- .030 UNLESS OTHERWISE SPECIFIED		SIZE	SCALE		
CUSTOMER APPROVAL			SKI TOLERANCE: +/- .500" OVER A DISTANCE OF 6"			B	1:1	DRAWING	DRAWN BY
FINAL APPROVAL			CUP TOLERANCE: +/- .030"			QUOTE	DATE	P-0823	K. KATZNER
						THIS DOCUMENT AND DESIGN ARE THE PROPERTY OF GOSSEN CORP. UNAUTHORIZED USE, REPRODUCTION OR DISCLOSURE IS PROHIBITED WITHOUT PRIOR WRITTEN CONSENT			
						REV			
						A			

2030 W Bender Rd.  
Milwaukee, WI 53209  
(414) 228-9800