






REVISIONS			
REV	DESCRIPTION	DATE	APPROVED



SHOW SURFACE

1:1

AREA CALCS = 4.531 IN<sup>2</sup>

SIGNATURES		TOLERANCES											
DRAWN	DATE		BOW TOLERANCE: +/- .375" OVER A DISTANCE OF 6"										
CUSTOMER APPROVAL			SKI TOLERANCE: +/- .500" OVER A DISTANCE OF 6"										
FINAL APPROVAL			CUP TOLERANCE: +/- .030"										
		ALL TOLERANCES MEASURED IN INCHES											
		ALL TOLERANCES: +/- .030 UNLESS OTHERWISE SPECIFIED											
 <p>2030 W Bender Rd. Milwaukee, WI 53209 (414) 228-9800</p>		<p>5/8" X 7-1/4" BOARD</p> <table border="1"> <tr> <td>SIZE</td> <td>SCALE</td> <td>DRAWING</td> <td>DRAWN BY</td> <td>REV</td> </tr> <tr> <td>B</td> <td>1.5:1</td> <td>P-0765</td> <td>K. KATZNER</td> <td>A</td> </tr> </table>		SIZE	SCALE	DRAWING	DRAWN BY	REV	B	1.5:1	P-0765	K. KATZNER	A
SIZE	SCALE	DRAWING	DRAWN BY	REV									
B	1.5:1	P-0765	K. KATZNER	A									
<p>THIS DOCUMENT AND DESIGN ARE THE PROPERTY OF GOSSEN CORP. UNAUTHORIZED USE, REPRODUCTION OR DISCLOSURE IS PROHIBITED WITHOUT PRIOR WRITTEN CONSENT</p>													